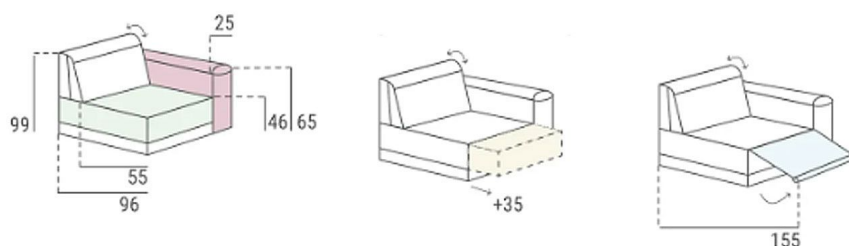


















ELVIS SOFA

Product dimensions



							
MOTOR RELAX	101	61	75	85	86	100	110
DESLIZANTE/SLIDING	101	61	75	85	86	100	110
FIJO/FIX	101	61	75	85	86	100	110
							
DESLIZANTE/SLIDING	147	175	195	172	200	220	
FIJO/FIX	147	175	195	172	200	220	
							
	103 X 103	103 X 103	100				
	RINCÓN CORNER		CHAISELONGUE				

Structure: Solid Pinewood

Suspension: Metallic framework, springs ZZ

Mechanism: Electric relax, fix or sliding seat (35 cm) and chaise longue with storage

Seat: 40 Kg. Soft ecologic polyurethane foam soya

Back cushion: Fibre flakes

Arm: Mix of fiber and components

Removable upholstery: Fabric: Seat, back and arm. Leather: Back and arm (+ seat ONLY SLIDING)